

# CKGSB BCI

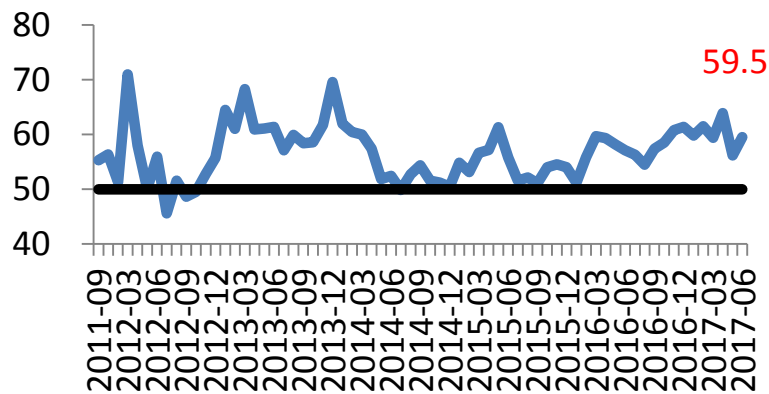
June 2017

4 July 2017

CKGSB Case Center and Center for Economic Research

The Business Conditions Index (BCI) registered 59.5 in June, an improvement on last month's figure of 56.2 (Figure 1). With the number remaining above the confidence threshold, this shows that most sampled firms are somewhat optimistic in their forecasts of business prospects over the next six months.

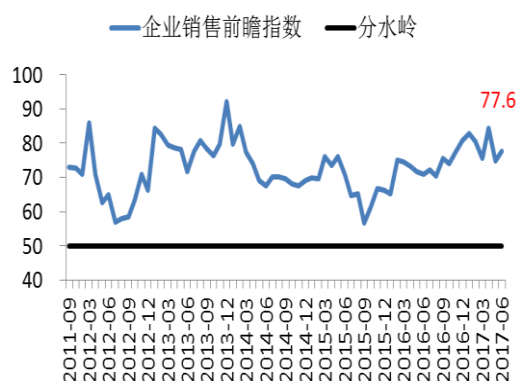
**Figure 1 Business Conditions Index (BCI)**



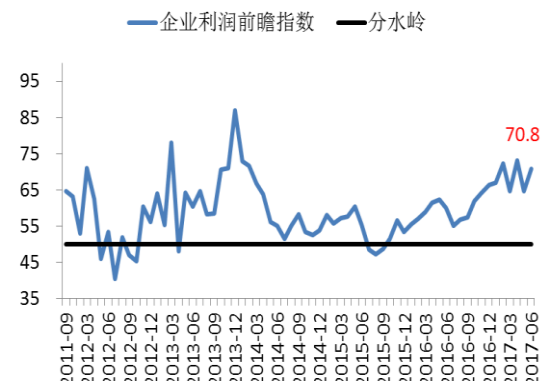
Source: CKGSB Case Center and Center for Economic Research

The CKGSB BCI comprises four sub-indices for corporate sales, corporate profits, corporate financing environment and inventory levels, all measuring future prospects except for the financing environment, which measures the current situation. This month, three sub-indices rose and one stayed the same. The corporate sales index rose from 74.8 to 77.6 (Figure 2), and the corporate profits index rose from 64.6 to 70.8 (Figure 3).

**Figure 2 Corporate Sales Index**



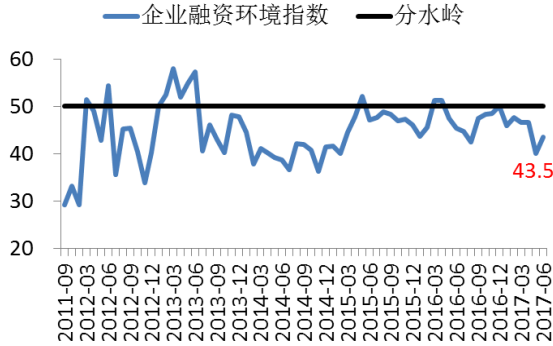
**Figure 3 Corporate Profit Index**



Source: CKGSB Case Center and Center for Economic Research

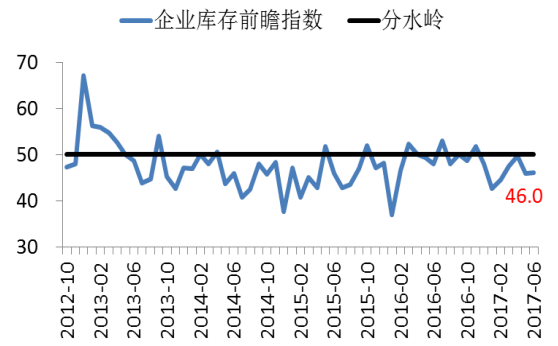
Source: CKGSB Case Center and Center for Economic Research

Figure 4 Corporate Financing Index



Source: CKGSB Case Center and Center for Economic Research

Figure 5 Inventory Index



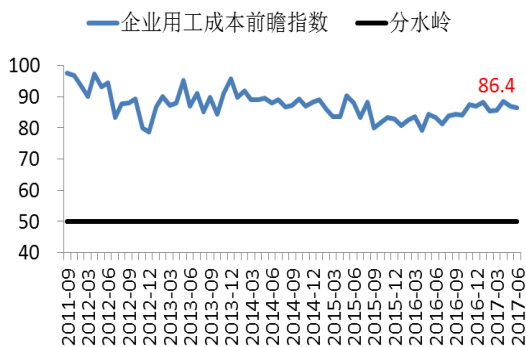
Source: CKGSB Case Center and Center for Economic Research

The financing environment index rose from 40.1 to 43.5 this month. We can see from Figure 4 that the financing environment index has been consistently low for our sample of CKGSB alumni, and, given that this consists mainly of China's leading private economic powerhouses, the SMEs, this is a critical issue for reformers to address.

Registering the same figure of 46.0 in June as it had in May (Figure 5), the poor reading of the inventory index reflects a long-term operational bottleneck for our sample. The index has mainly registered below the confidence threshold of 50 since the BCI began.

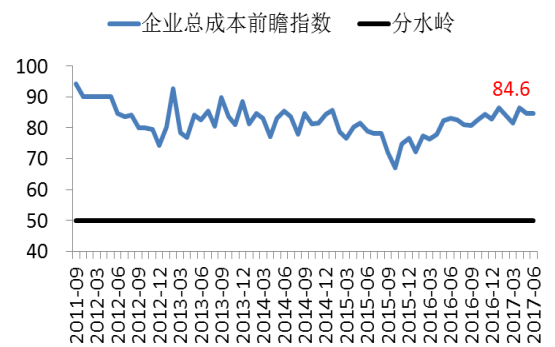
Aside from the main BCI, we also forecast costs, prices, investment and recruitment demand over the next six months:

Figure 6 Labor Costs Index



Source: CKGSB Case Center and Center for Economic Research

Figure 7 Overall Costs Index



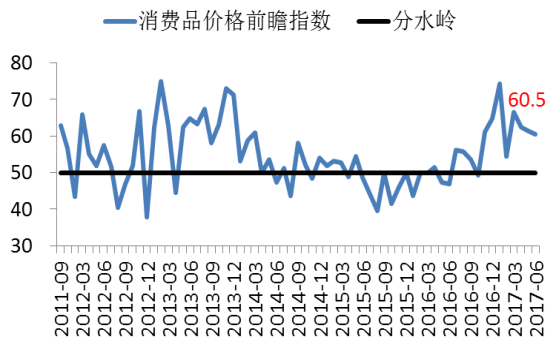
Source: CKGSB Case Center and Center for Economic Research

On the costs side, labor and overall costs indices remained above 80, with the former at 86.4 and the latter at 84.6. Neither index has ever fallen far, nor are they likely to in the foreseeable future. How to interpret this is an interesting question. For specific statistics, see Figures 6 and 7.

Turning to prices, the consumer prices index fell further from 61.3 in May to 60.5 in June

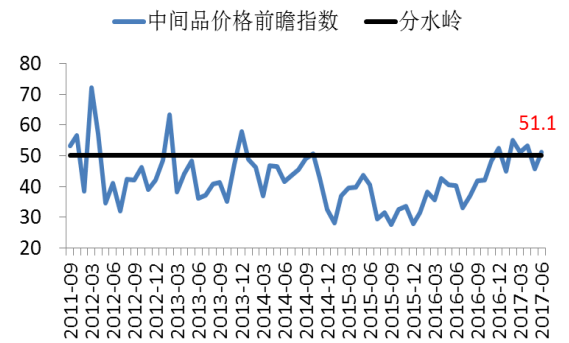
(Figure 8). Meanwhile, the producer prices index rose from 45.8 to 51.1, above the confidence mark of 50 (Figure 9).

Figure 8 Consumer Prices Index



Source: CKGSB Case Center and Center for Economic Research

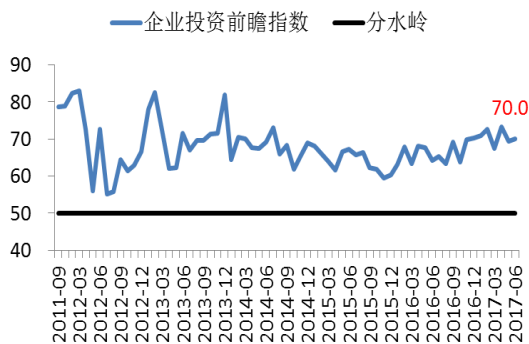
Figure 9 Producer Prices Index



Source: CKGSB Case Center and Center for Economic Research

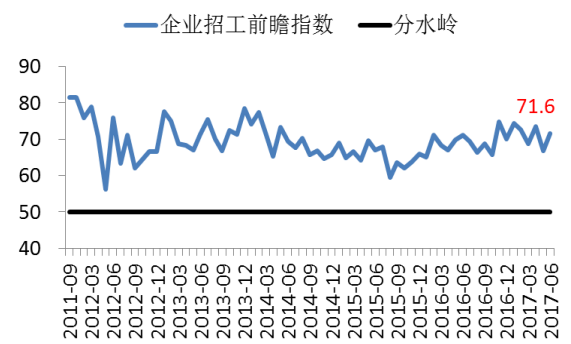
We turn now to the important topics of investment and recruitment. Although investment and recruitment confidence levels have never reached the peaks of the costs indices, they have stayed consistently at the higher end of the scale. This month's investment index was 70.0 (Figure 10), and the recruitment index 71.6 (Figure 11). These indices are interesting because no matter how macroeconomic conditions have changed since the BCI began in September 2011, while indices such as profits and inventories have fluctuated dramatically, as has the overall BCI, three indices have been stable throughout: costs, investment and recruitment.

Figure 10 Investment Index



Source: CKGSB Case Center and Center for Economic Research

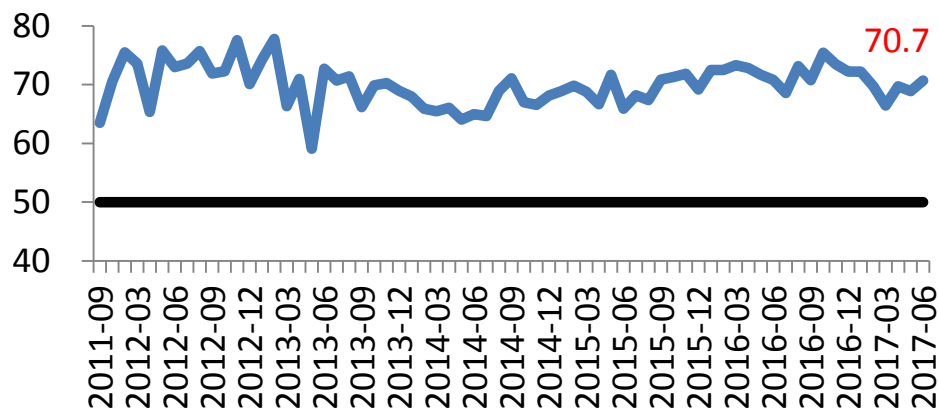
Figure 11 Recruitment Index



Source: CKGSB Case Center and Center for Economic Research

Finally, we include an index recording our sample's relative strength in the market. Figure 12 shows our sample's level of competitiveness over time. As our sample mostly comprises the companies of CKGSB alumni, their competitiveness is consistently higher than the average (50 points) in their respective industries. This means that more average firms will be experiencing worse prospects.

Figure 12 Industry Competitiveness



Source: CKGSB Case Center and Center for Economic Research

### CKGSB BCI Introduction

In June 2011, the CKGSB Case Center and the Center for Economic Research initiated a project to gauge the business sentiment of executives about the macro-economic environment in China – called an index of business conditions.

Under the direction of Professor Li Wei, the two research centers designed and tested the BCI survey in July 2011. In September 2011, the first surveys were distributed and first results computed. Since then, from May 2012 to June 2017, 62 monthly BCI reports have been published.

### Explanation of the Index

The CKGSB Business Conditions Index (CKBCI) is a set of forward-looking, diffusion indices. The index takes 50 as its threshold, so an index value above 50 means that the variable that the index measures is expected to increase, while an index value below 50 means that the variable is expected to fall. The CKGSB BCI thus uses the same methodology as the PMI index.

The survey asks senior executives of companies whether their main products are for consumers or non-consumers, and then asks how they think product prices will change in the next six months. Based on survey responses, we have been able to report expectant changes in consumer and producer prices.

We ask companies for information pertaining to their relative competitive positions in their respective industries. Based on survey responses, we compute a competitiveness index for our sample. The higher the competitiveness index, the more competitive our sample firms are in their respective industries.

### Method of Calculation

During each survey, respondents are asked to indicate whether certain aspects of their business

(e.g., sales) are expected to increase, remain unchanged, or decrease over the forthcoming six months as compared to the same time period last year. The diffusion index is calculated by summing the percentage of "increase" responses and half of the "remain unchanged" responses.

Of all the indices measured for the CKGSB BCI, the overall business conditions index is an aggregate index, which has been calculated, since December 2012, by averaging its four constituent indices of sales, profit, financing environment and inventory. The aggregate BCI index before December 2012 uses a different composition of constituent indices, and is therefore not directly comparable to the current BCI index.

### **About Cheung Kong Graduate School of Business**

#### **Education for a New Era of Global Business**

Established in Beijing in November 2002 with generous support from the Li Ka Shing Foundation, CKGSB is China's leading non-profit, independent educational institution. The school offers innovative English MBA, Chinese MBA, Executive MBA and Executive Education programs. In addition to its campus in the center of Beijing, it has teaching sites in Shanghai and Shenzhen and representative offices in Hong Kong, London and New York.

#### **Thought Leaders on Business in China**

CKGSB faculty, through their on-the-ground research and close relationships with leading domestic executives, provide global thought leadership on both the theory and the practical reality of real-life business in China. They consistently generate important insights into areas that are poorly understood outside of China, such as the globalization strategies of Chinese companies and competition and collaboration among state-owned enterprises, private businesses and multinationals.

#### **World-Class Faculty with a Global Perspective**

CKGSB is the only business school in China with the reputation and resources to attract faculty from top business schools such as Wharton, Stanford, NYU and INSEAD. The majority of CKGSB faculty members were born and raised in China before leaving to study and teach abroad. Their bicultural backgrounds have endowed them with a valuable capacity to interpret global business in the context of both China and the West.

#### **The Research Team**

LI Wei - CKGSB Economics Professor; Director, CKGSB Case Center and Center for Economic Research

+86 10 8518 8858 ext. 3235 wli@ckgsb.edu.cn

GU Chongqing - Senior Researcher, CKGSB Case Center and Center for Economic Research

+86 10 8518 8858 ext. 3336 cqgu@ckgsb.edu.cn

**Disclaimer**

This report is based on public information and field research carried out by CKGSB Case Center and CKGSB Center for Economic Research. Sources of these data are deemed reliable, but the two Centers do not guarantee their accuracy and completeness. Opinions expressed in this report reflect only the judgment of the researchers in the two Centers on the day when the report is released, and are subject to change without prior notice. CKGSB holds no liability for any loss that might be brought about by using this report. Readers are advised to use their own discretion and to consider whether any comment or suggestion given in this report is suitable for their personal situation.